

Wafas A N D Wallas

YOUR LOCAL PARISH MAGAZINE

www.wavendonparishcouncil.co.uk

Summer 2024



Summer 2024 Edition



Wafas & Wallas – Your Parish Newsletter Summer 2024 Edition

Editor: David Hopkins

80 Walton Road | Wavendon | Milton Keynes | MK17 8LW

For any local issues contact me at: David.hopkins@milton-keynes.gov.uk

Wavendon on the Web: www.wavendonparishcouncil.co.uk

Wafas AND **Wallas**

Printed & Published by
Wavendon Parish Council on
behalf of the people of the
ancient Parish of Wavendon
(including parts of
Hog Sty End)

Village Contacts

Wavendon Parish Council

Cllr David Hopkins (Chairman)

Cllr Arthur Braddish

Cllr John Goss

Cllr Robert Hill

Cllr Ron Jamieson

Cllr Marlese Levermore (Vice Chairman)

Cllr Jill Wilkinson

Cllr Len van den Berg

Cllr Steve Thomas

**Copy Date
for September**
(the Autumn 2024) edition:
Sunday 18th August



WOBURN SANDS COMMUNITY MARKET DATES

A Community Market is held every month on the
2nd Saturday from 10:00-14:00 around the Institute
(Woburn Sands Library) and Memorial Green.

This is a market for locally produced food and crafts
and is run by volunteers and some councillors.

More information at: hello@woburnsandsmarket.co.uk

Wavendon Parish Council

For any issues that you would like to raise with
Wavendon Parish Council please contact, in the
first instance. Parish Clerk - [Alan Kemp](mailto:alan.kemp@wavendonparishcouncil.co.uk)

Wavendon Parish Council Clerk

clerk@wavendonparishcouncil.co.uk

Address - 57 West End, Long Whatton,
Loughborough, Leicestershire, LE12 5DW.

Phone Contact -

HOME 01509 844241 MOBILE 07783 939020

Looking to hire the NEW Wavendon Hub or Wavendon Community Centre?



The contact the **Hall Manager:**

T: [01908 229246](tel:01908229246) or

E: hallmanager@wavendonparishcouncil.co.uk

Reporting Issues to *Milton Keynes Council*

Issues that need to be reported to Milton Keynes Council can be
done via the link noted below. This covers reporting items such as
street lamps, waste and recycling, missed collections, defect on
roads/potholes etc.



www.milton-keynes.gov.uk/pay-report-apply/report-it

Community Action MK

Hello, My name is Aimee and I work for Community action MK
(www.communityactionmk.org) and my role is to engage
with the new communities in Milton Keynes. As Eagle Farm
South and Glebe Farm are some of the newest communities in
Milton Keynes it is a main area of focus for the organisation. As a
result, you will likely see more of me around in the community.
I will be attending community coffee mornings at the schools
and am able to help support local residents with advice and
signposting.

If you have any questions about life in the community, from
public transport to local support groups or advice about starting
your own community group we can help!

Pop down and see us at Eagle Farm or Glebe Farm and let
us know if you have any queries or thoughts about life in
your community please do get in contact with us info@communityactionmk.org
communityactionmk.org or come and see me in the community.

The trees of Wavendon

Wavendon is home to an amazing range of trees. From the magnificent and ancient ash on Wavendon Recreation Ground, to the smallest newly planted hawthorn sapling on Wavendon Heights, trees play a vital role in not only improving our daily life but also fundamentally sustaining it.

Wavendon Parish Council is delighted that 5 new additions have been added in the last few weeks. Two silver birch trees have been donated by Milton Keynes Council, having previously been positioned in Station Square, Central Milton Keynes. They now sit proudly either side of Dankworth Way at the junction with Stockwell Lane.

A further three trees are being planted as part of the Platinum Jubilee Tree Canopy project. Our thanks go to Little Brickhill Parish Council for enabling this.



Together with the huge amount of planting that has taken place throughout Glebe Farm and Eagle Farm, it's hoped that these trees will thrive and grow, delivering all the benefits that older original trees in the Parish provide. It's an ongoing process of protecting and encouraging existing trees, as well as planting new stock, but why does it matter so much?

Trees are a vital component of our world for many reasons. They cool the air, stabilise soils and provide food and habitats for wildlife. They also make a huge contribution in cleaning our air by sucking up and storing carbon. In very round numbers, a typical mature tree can absorb around 22kg carbon dioxide per year. The carbon footprint of a typical person in the UK is

around **10 tonnes of carbon dioxide every year**. In theory, this means that it takes around 450 mature trees to offset the yearly emissions of one person in the UK.

Trees are also a vital home for wildlife. According to the RSPB, in the UK more than 500 invertebrates feed on birches; oak trees support 31 different mammals and common hawthorn can support up to 300 different insects. That's not to mention the countless number of birds that feed on a tree's fruit, nuts and berries.



There's also an ever-growing pile of evidence that reveals the massive health benefits of being around trees. This was brought into focus even more during the pandemic. Studies have shown that woodland visits in the UK boost mental health and is estimated to save £185 million in treatment costs annually.

More and more research is being done to explore the benefits of nature and eco-therapy. However, so far the signs clearly suggest that being around trees, nature and green space can reduce stress, create feelings of calm, as well as tackle mild to moderate depression and anxiety.

So it's difficult to overstate the importance of trees – not just to Wavendon but to our very global existence. They're symbols of wisdom, resilience and of life itself – and we humans (as well as the wildlife we share the planet with) need them to survive. So please enjoy the old and young trees around us, but even more importantly keep an eye on them and their surroundings. Often the biggest threat comes from humans!

E-SCOOTERS

What you need to know



It's illegal to ride a privately owned electric scooter in public



What is an e-scooter?

Electrical scooters (also known as e-scooters) come under the category of “powered transporters”; this covers a range of personal transport devices which are powered by a motor.

E-scooters are classed as motor vehicles under the Road Traffic Act 1988. Which means the rules that apply to motor vehicles, also apply to e-scooters including the need to have a licence, insurance and tax.

It's not currently possible to get insurance for privately owned e-scooters, which means it's illegal to use them on the road or in public spaces. If you're using a private e-scooter you risk the vehicle being seized under S.165 Road Traffic Act 1988 for no insurance.

If you cause serious harm to another person whilst riding an e-scooter the incident will be investigated in the same way it would if you were riding a motorcycle or driving a car.

If you don't have a licence, or the correct licence, or are riding without insurance you could face a Fixed Penalty notice:

- with a £300 fine and six penalty points on your licence for having no insurance

- up to £100 fine and three to six penalty points for riding without the correct licence

You could also be committing an offence if you're caught:

- riding on a pavement; Fixed Penalty Notice and possible £50 fine
- using a mobile phone or other handheld mobile device while riding; £200 and six penalty points
- riding through red lights; Fixed Penalty Notice, £100 fine and possible penalty points
- drink driving: the same as if you were driving a car, you could face court imposed fines, a driving ban and possible imprisonment

Wavendon Country Park - The Old Golf Course

Milton Keynes council have been assessing options for the Future of MK SouthEast (MKSE) area and should produce their Draft Plan in summer or early autumn of 2024.

They will then engage in a period of public and local Council Consultation when we as local people can have our say in what this local area looks like in the future.

The Wavendon Park Group have produced a document, setting out our vision for the future of the Wavendon golf course.

It covers the history of the course, the suitability, and it outlines the desperate need for more Green Space in the MKSE area following the rapid expansion of homes.

If you agree that we need more Green Space for our families, by the creation of a Park on the old golf course and would like to support us could you please add your voice using the email group below.

Wavendonvoice@emaildodo.com

As well as your voice we also need HELP and advice from those with

1. Marketing skill
2. Facebook design.

If you can help with these and other issues, please let us know. Please help us for the sake of ourselves and our children.

Wavendon Park Group

Playing fields now open to the public


From 1st May 2024, Wavendon Heights Playing Fields are officially open to the public. This can be accessed from kissing gates on Stockwell Lane and Newport Road, as well as the main entrances on Dankworth Way.



The beautifully landscaped and planted area combines a southern field and a smaller northern field either side of Dankworth Way. It will provide a wonderful public open space to exercise, and perfectly complements the Wavendon Community Hub.



The new playing fields will also begin to support local grassroots community football.



Thames Valley Police are committed to involving the community in the policing of Berkshire, Buckinghamshire, Oxfordshire and Milton Keynes. We believe that by improving the flow of information between the community and its police we can all make a greater impact in the prevention and detection of crime and anti-social behaviour.

This site provides an invitation for you to participate in the exchange of information with Thames Valley Police, Neighbourhood Watch and other community groups. As a registered recipient you will not only benefit from two-way messaging but may also learn about those in your community subject of anti-social behaviour orders, help identify suspected or wanted criminals or learn about community groups, events or meetings in your area.

You are invited to become a registered recipient of messages of information, crime alerts or witness appeals local to the area in which you live or work by email, text or telephone by registering at <https://thamesvalleyalert.co.uk>.

There is now also a free smart-phone Alert app which provides the latest local policing news straight to your phone. The app can use GPS data to send you targeted messages according to your current geographical location and messaging preferences, sending you instant notifications to your mobile phone about specific information, warnings and advice relevant to that location.

Whether you live or work in Thames Valley, or are simply visiting the area, you can now receive alerts on the policing news you need to know about, locate your closest police station and view feeds via Twitter, so you'll never miss those important updates and breaking news.

To download the app, visit the Apple store or Google Play and search 'Thames Valley Alert'.




SCAM ADVICE

- **NO POLICE OFFICER/POLICE MEMBER OF STAFF WILL EVER PHONE YOU AND ASK FOR YOUR BANK DETAILS OR ASK YOU TO WITHDRAW MONEY FROM YOUR BANK.**
- **THE BANK WILL NEVER PHONE YOU AND ASK YOUR PERSONAL OR BANK CARD DETAILS. THEY ALREADY HAVE THEM.**
- **IF YOU WANT WORK DOING TO YOUR PROPERTY, USE THE **TRADING STANDARDS WEBSITE** OR ASK FOR RECOMMENDATIONS FROM FRIENDS, RELATIVES OR NEIGHBOURS TO FIND A TRUSTED TRADESPERSON OR COMPANY.**
- **DO NOT EXCHANGE CASH OR MAKE ANY VERBAL CONTRACTS WITH ANY "TRADESPERSON" WHO KNOCKS ON YOUR DOOR OFFERING TO DO WORK.**
- **IF YOU ARE NOT EXPECTING ANYONE TO KNOCK ON YOUR DOOR, DO NOT OPEN IT. USE YOUR DOOR CHAIN, SPY HOLE OR WINDOW TO CHECK WHO IT IS FIRST.**
- **IF ANY PERSON RINGS YOU AND ASKS YOU TO WITHDRAW CASH FOR THEM, DO NOT DO IT. THEY WILL OFTEN STATE THEY WILL SEND A COURIER OR A TAXI TO COLLECT THIS.**

IF SOMETHING DOESN'T FEEL RIGHT, IT OFTEN IS NOT. CONTACT US VIA 101 OR 999 IF YOU HAVE BEEN A VICTIM OF A SCAM, IF SOMEONE HAS TRIED TO CONTACT YOU ASKING FOR MONEY OR YOUR PERSONAL DETAILS OR IF YOU NOTE ANYTHING SUSPICIOUS IN YOUR AREA.



PLAY-CRICKET.COM



EAGLE GLEBE CRICKET CLUB.

Summer is here. It's exciting times for sports and fitness. Keeping this in mind, we are delighted to announce establishment of a new cricket club within the Wavendon Parish Council. Eagle glebe cricket club has been now officially recognised and affiliated to ECB. This supports the local and national community spirit of positive wellbeing. If you or someone would like to be involved in this, for more details and information please contact eagleglebecc@gmail.com and be a part of a great local sporting club.



**DROP IN
FOR
COFFEE
AND
A CHAT**



**COME AND
JOIN US TERM TIME**

**TUESDAY 9.45 - 11AM
THURSDAY 9.45 - 11AM**

**FREE TEA & COFFEE,
FRIENDSHIP, CHAT,
TOYS & GAMES**

**ENTER THROUGH GLEBE
FARM SCHOOL
COMMUNITY HUB**

**EVERYONE
WELCOME!**

Sponsored by



Public Meeting at the Wavendon Hub

(off Dankworth Way, Wavendon)

Wednesday, June 12th from 7pm

To receive and discuss presentations and proposals for road safety improvements across all of Wavendon, including

- Newport Road
- Walton Road
- Lower End Road, Cranfield Road and Cross End
- Burney Drive

In attendance will be

- MK City Council Traffic & Transportation Manager
- MK City Council Senior Highways Engineer
- MK City Council Road Safety Officer
- Members of Wavendon Parish Council

GLEBE FARM SCHOOL WELCOMES HUMMINGBIRD CHILDREN'S CENTRE

9:30-10:15AM

Song and story time

Come and join us for a story, followed by interactive songs and rhymes. Suitable for all ages

10:45-11:30AM

Glebe Babies

Baby group for pregnancy to non-walkers, an opportunity to experience a wide range of age-appropriate activities, including sensory activities, to help parent and baby support their learning, development, and bonding



**Every Monday Term Time
ENTER THROUGH GLEBE
COMMUNITY HUB**



GLEBE FARM SCHOOL COMMUNITY HUB

Announcement



Coming soon...

Glebe Farm School is thrilled to be part of our vibrant new community. Since opening in September 2022, it has been amazing to watch the community grow and we're dedicated to playing our part in its continued growth.

Our vision for the Community Hub is simple: to foster a sense of belonging within our new neighbourhood. We extend a warm welcome not only to our school family but to all members of our community. Our doors are open throughout the week, offering support where it's needed, creating an inclusive space, and embracing new initiatives that enrich our community as a whole.

We are excited to announce our latest collaboration with Wavendon Parish Council: the launch of a **COMMUNITY FRIDGE** initiative! This innovative project aims to tackle food waste, and we're already hard at work getting everything set up. Stay tuned for more details and the official launch date - it's going to be fantastic!

FOODBANK SESSIONS:

Monday, Wednesday & Friday 1.30 - 2.30pm

Coffee Morning:

Tuesday and Thursday 9:45am - 11am

Hummingbirds Children Centre Sessions:

Monday 10 - 11:30am for babies (non walkers)

Wednesday 10 - 11.30am Story & Song Time

Glebe Farm School, Burney Drive, Glebe Farm, MK17 8XY call: 01908 794400

Why we at St. Mary's Wavendon CofE Primary School love outdoor learning.

This week, partly due to the sunshine, things are blossoming in our outdoor learning/forest school area, and we are not just talking about the trees!

Our reception children have swung from tyres, walked the tightrope, collected minibeasts to look at under magnifying glasses and had a great time on the obstacle course designed and built by some of our year 5 boys.

The year 1 and 2 children tried to dig to Australia with their new junior size spades, purchased from a personal donation made to us by a member of the Wavendon WI, the holes were then filled with water and became volcanoes and mud pies!

Year 3 came out for their science lesson and had a human bone hunt, collecting all the pieces needed to rebuild a skeleton...still missing a hand, last seen in a tree!

Even some heavy downpours did not deter us this week because, thanks to an amazing donation from the Broughton Trust, we have been able to install a beautiful wooden gazebo. Other than shelter for those who want it, it will also be our woodworking hub, enabling our children to experience working with tools.

Next week, Hedgehog Awareness week, our Junior Park Rangers will be installing a hedgehog highway and turning detective to discover if we have any of this rapidly declining species on site. It will be great news if the investigation proves positive.

The importance of learning outdoors cannot be underestimated. It promotes creativity, imagination, independence, resilience, and wellbeing, all of which contribute to happier, healthier children. Our outdoor learning/forest school site may only be a small part of our school, but with continuous building around us it is our little 'oasis' and we love it and thank all those who help us improve and grow it.



Wavendon

Belles WI

Our speaker in April was Jennifer Marshall-Jenkinson who gave us a very informative and appetising evening on microwave cooking. Using the two microwaves and assorted ingredients that she bought, Jennifer produced some very quick and easy dishes which the Belles ladies devoured after her talk and demonstration had finished! She also signed copies of her book which she sold at a discount to the ladies!

Our Book, Walking and Theatre Groups continue to be well attended and we now have a Craft Group which began its existence with a water painting class and next on the agenda is a knitting/crochet lesson!

In May we have our Resolutions Meeting and a talk afterwards by a Green Witch! The resolution this year is regarding the chronic shortage of NHS Dentists and people are suffering health issues as a result. The National Federation of Women's Institutes is calling on the Government to increase investment in the training and retention of dentists and to review the current inadequate NHS contracts in order to ensure everyone can access an NHS dentist wherever they are.

Future meetings, all at 7.30pm at the Wavendon Community Centre opposite St. Mary's Church, will include:

13th June:	The Life of the Duke of Wellington
11th July:	Amazon Adventures
12th September:	A Harvest Festival Auction
10th October:	An evening of Eco-printing

So come and say hello! You can be assured of a warm welcome!



From the Parish

We were delighted to welcome the Mayoress of Milton Keynes to open our new covid memorial garden situated in the patio area of the former school building on Walton Road. Many thanks to Frosts Garden Centre for sponsoring the plants that adorn the area which will offer a chance for quiet relaxation and reflection for people visiting the community Library or attending events in the building.



and other residents attended the event which saw the Mayoress of Milton Keynes (Mandy Legg) reflect that it was four years to the day (23rd March 2020) since the first lock down had been announced and how proud she felt in opening this space in memory of those Wavendon residents who had so sadly lost their lives.

Community Forum with Thames Valley Police

The afternoon of Sunday 21st April saw the regular Community Police Safety Forum take place at the Wavendon Hub.

Residents heard presentations from MK City Council Trading Standards advising on how to spot scams, either computer based, or telephone/in person based. And from Steve Lazell from Milton Keynes Neighbourhood Watch Association who advised on areas of focus and how you can establish a Watch Group locally. Steve can be contacted via [HYPERLINK "mailto:stevlazell@icloud.com"](mailto:stevlazell@icloud.com)stevlazell@icloud.com.

We then heard from our outstanding local Thames Valley Police PCSO Amy Ryan [HYPERLINK "mailto:amy.ryan@thamesvalley.police.uk"](mailto:amy.ryan@thamesvalley.police.uk)amy.ryan@thamesvalley.police.uk who provided updates on local crim stats and took questions and addressed concerns following recent serious and well reported crimes. These events will become a regular occurrence at the hub.

Community Forum with Thames Valley Police

The afternoon of Sunday 21st April saw the regular Community Police Safety Forum take place at the Wavendon Hub.

Residents heard presentations from MK City Council Trading Standards advising on how to spot scams, either computer based, or telephone/in person based. And from Steve Lazell from Milton Keynes Neighbourhood Watch Association who advised on areas of focus and how you can establish a Watch Group locally. Steve can be contacted via stevlazell@icloud.com.



We then heard from our outstanding local Thames Valley Police PCSO Amy Ryan amy.ryan@thamesvalley.police.uk who provided updates on local crim stats and took questions and addressed concerns following recent serious and well reported crimes. These events will become a regular occurrence at the hub.

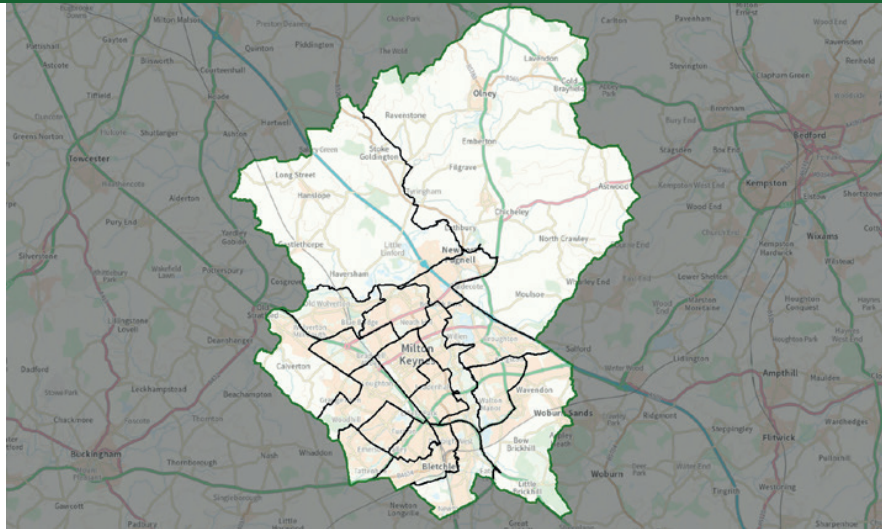
Fen Street Opening

The completion of Fen Street all the way up to Brooklands has been the subject of considerable negotiation with Places for People for an extended period now. MKC officers believe that, as of December last year, MKCC now has agreement with them but as part of that agreement they are still waiting for some further information from Highways which is pending.

All things being equal, and if the spirit of cooperation continues to prevail, then I think we can look to see these completion works get on the ground in the late summer. They do also involve re-configuring the Salford Road junction so it's not quite as simple as just extending Fen Street but even so, I think there is a fighting chance of having the full road open before Christmas or more certainly by January next year.

Have your say

Milton Keynes Electoral Review



The Local Government Boundary Commission for England is asking for your views on our electoral review of Milton Keynes. The review will agree new ward boundaries across the council.

- Do you have suggestions about where your ward boundaries should be?
- Where do people in your area go to access local facilities, such as shops and leisure activities?
- Which areas do you identify as your local community?

Consultation closes: 15 July 2024



reviews@lgbce.org.uk



<https://www.lgbce.org.uk/all-reviews/milton-keynes>



Review Officer (Milton Keynes),
LGBCE, PO Box 133, Blyth, NE24 9FE



Retail in Glebe Farm and Eagle Farm South

It's Sainsbury at Eagle Farm, but Glebe Farm is still at pre-app stage. There will probably be five units in total at Glebe with the food store being a standalone unit and the others forming a second block. The food store occupies about the same space as the others combined. MKCC understands that the interest in the food store there is from one well known community retailer but that is only based on conversation, there isn't at this stage anything signed up as I understand it, so probably best kept just to the PC for now.

Completion of Redway Link adjacent to Lower End Road

David Wilson Homes are going to connect the redway. MKCC Highways engineers are just finalising the design. Just finalising the culvert pipe design.

Putting the redway over the reserve won't be an issue, if we ever put a road in, we will design an appropriate crossing.

Hopefully this will translate into action on site in the not-too-distant future and then we should be well on the way to having the full link along Lower End Road, probably just waiting for the former Golf Club 'clubhouse' infill to complete the whole thing.

Health Provision

I think all we can say at this stage is that the SEMK development is moving from an allocation to an outline so essentially it is still principles that are being established rather than details.

However, one of those principles is that there should be a new primary healthcare provision within the development.

Colleagues will be aware that both the Integrated Care Board and the Asplands Practice are aware of the proposed development and have both expressed a wish to get involved in helping plan the new provision and then delivering the services from that. MKCC will be engaging with them on these details as the development starts to come forward.

As regards Glebe Farm and Eagle Farm and the other areas within the SLA these addresses will continue to be served from the Brooklands Health Centre

More Growth

There will be another round of public consultation in the autumn regarding the MK City Council plan for additional growth contained within its MK2050 proposals (the new local plan).

The following slide sets out the levels of growth planned for housing and employment succinctly.

How much growth are we planning for?

- Between 2022 – 2050.
- 63k homes, around 28% as affordable.
- Current supply of 30k homes, so we need to allocate another 33k for homes.
- Around 190-250 hectares for industrial and warehousing space (about twice the size of Magna Park).
- Between 408k to 643k square metres of office space (currently around 280k square metres in CMK today).

Bus update - including the 3/3A on Eagle Farm South and Glebe Farm

The on/off nature of the 450 Service from Woburn Sands, via Wavendon to CMK continues and, at time of writing this report, the service has been restored – but the long-term future remains uncertain.

However, much better news for this route from Arriva, Service 3/3A, Milton Keynes to Magna Park.

Details of the forthcoming change to service 3 are now on the Arriva website <https://www.arrivabus.co.uk/latest-news/changes-to-your-milton-keynes-services-april-2024>

Arriva are making our 3/3A even better by extending our bus network to welcome new residents at Eagle Farm and Glebe Farm developments.

Buses will follow a bidirectional circular route between Broughton, Kingston, Glebe Farm, Eagle Farm and Magna Park to allow for easy local connections, as well as a bus direct into the heart of the city centre and the rail station, up to every 15 minutes.

They are also improving connectivity to Magna Park with bus timetables focused on shift times.

Burney Drive will be served between Magna Park and Kingston, with new bus stops appearing in our journey planner and Google maps once MKCC have completed the behind the scenes work to add them to the national database. We hope to see a shelter provided on the hub by Dankworth Way as the route extends through to Elmswell Road and Groveway.

Community Fridge and Larder Initiative at Glebe Farm School

The Wavendon parish clerk and the Parish Chairman met in April with Shaaron Forbes (The Operations and Project Manager based at Glebe Farm School) with regards the establishment of the community fridge / freezers and larders at the Glebe Farm Community Hub. Shaaron and the Parish Chairman spent a morning with Woughton Community Council on Coffee Hall observing how their Fridge/Larger/Café/Job Club works. We hope to be up and running in June. See separate report from Glebe Farm school.

Highways

The long-awaited public meeting with MK City Council Highways to discuss parish wide highways issues is set for 12th June in the Wavendon Hub at 7pm – all residents very welcome.

Allotments

On Eagle Farm there are planned to be 22 allotments over four sites, six on site one, five on site 2, seven on site 3 and four on site 4 and at Glebe Farm there will be in total 29 allotment plots available and currently there are 39 residents to date that have expressed an interest in hiring an allotment. Contact the parish clerk for details Wavendon Parish Council Clerk clerk@wavendonparishcouncil.co.uk

East West Rail (EWR)

Following the budget, Government announced continued commitment to EWR but particularly after completion of track from Bicester to Bletchley to the Bletchley to Bedford Marston Vale line using £240 mil of current budget funding - target by 2030 additional services Oxford to Bedford one train per hour.

The Universal Studios announcement has added impetus, but it is now clear that this initiative will be served by a new station (long promised) at Wixams (the new town near Bedford) on the east midlands line and by a four platform (new) station on the Marston Vale line between Stewartby and Kempston Hardwick.

The EWR Statutory Consultation is published in June so look out for details as to how to access a copy and respond.

Community Speedwatch

The Community Speed Watch signs are now in place on Walton Road.

Play Park and open space on the field north of the Stables Theatre

Fairly slow progress at this stage due to staff resource constraints in the Landscape Architects team at MK City Council. MKCC is verifying the deliverability of the designed scheme (again plans are a bit dated now) and assuming that does not need significant revision the Parish Council would hope MK City Council can move forward reasonably quickly from there.

The MKC council did find one or two oddities on its site inspection so they are trying to identify what those might be.

Crossing at St Marys CoE Primary School

The Senior Highways Engineer as MK City Council has now come back regarding the (Pelican / light controlled) crossing adjacent to St Mary's CoE Primary School. He thinks it might take up to a year for delivery as MKCC is still at the negotiating point and then the City Council will need design, technical approval and a completed safety audit. Again, the Parish will chase and confirm. Residents have also asked for a 20 MPH limit along the whole of Burney Drive, which MKCC has been asked to consider but may request 'a petition' in line with MKCC policy.

Protect our valued Greensand Ridge in Wavendon Woods at Woburn Sands

MK City Council is reviewing the Historic Areas of Attractive Landscape across MK, including the Greensand Ridge in Woburn Sands. The consultants undertaking the review are looking forward to receiving your comments on the proposed designation options as Special Landscape Areas in Milton Keynes.

A recording of a workshop session held in March is available on the MK City Council YouTube Channel <https://www.youtube.com/watch?v=8MSTd4zGspl>

The online consultation hub is here. <https://milton-keynes-lld.co.uk/> . This site includes a tutorial video explaining how to use the hub – this is also covered in the recording of the workshop session. Comments can be submitted using points on the interactive map, or via the online survey. You can use either or both of these options to submit comments, the questions are the same on both.

There is also the option to submit comments via email to ncp.engagement@milton-keynes.gov.uk . Please also use this email address if you have any queries or issues regarding the consultation.

The Danesborough Fort Ancient Monument in Wavendon Woods (Woburn Sands Parish) is under threat from damage caused allegedly by Mountain Bikers. A meeting has been held with Matthew Neilson (Bedford Estates), Jon Balaam (Greensand Trust), MKC Archaeology and Woburn Sands/Bow Brickhill Historical Society to agree a way forward. If the site can be designated as Heritage at Risk and be placed on the Heritage at Risk Register, then work can be funded from grant.

Coming Consultations

We shortly will be faced with

- Statutory Consultation on EWR (starting June)
- Historic Area of Attractive landscape Consultation (stage two due in summer)

- MK 2050 options for growth consultation (September)
- LNRS Biodiversity <https://bucks.mknep.co.uk/nature-strategy/overview/>
- Planning applications for SEMK (Two or possibly three application for the area south of the rail line this autumn plus the area north of the railway in the Spring of 2025).

This represents an enormous workload for the town and parish clerk and councillors, and we would welcome support from residents to assist in these tasks, for example via task and finish groups including residents with planning skills and those involved in the Country Park initiative.

*Cllr. David Hopkins - Chairman
(Wavendon Parish Council)*

COMMUNITY GRASSROOTS FOOTBALL ON YOUR DOORSTEP

If you or any member of your family want to become part of a vibrant and energised community here in Wavendon, then you could do no better than getting involved with Woburn & Wavendon FC, one of MK's oldest and largest grassroots football clubs.

Over 50 teams from Under 6 through to adult (girls, boys and mixed) as well as disability, means there's an opportunity for all to get involved in community grassroots football at its best. Described by the Football Association as **"without doubt, a shining example for grassroots football clubs everywhere"**, WWFC members benefit from:-

- Regular pro-coaching and specialist GK training.
- Weekly training provision for all teams (including Winter floodlit).
- Some of the best local playing locations.
- First team playing kit and training kit provided.
- Fun, friendship & footballing development.

Whether playing, coaching or volunteering, there's no better way to get involved in your Wavendon community.

Email:- getinvolved@ww-fc.co.uk
or visit ww-fc.co.uk





Marston Vale Line News

Front and Cove

A full Marston Vale Line timetable has resumed - an hourly service Monday – Saturday & Bank Holidays. Please visit <https://www.marstonvalecommunityrail.org.uk/#times> to download the timetable.

Alternatively copies are available from Bletchley Station, local libraries and Ridgmont Station Heritage Centre or contact Stephen for a copy to be sent to you.

Rail Replacement Buses will continue to cover any cancelled train services. Please report any issues with Rail Replacement Buses to London Northwestern Railway via <https://www.londonnorthwesternrailway.co.uk/contact-us/customer-relations>

A special ticket offer is running to celebrate the resumption of the full service. A single journey between any two Marston Vale Line stations is just £1 for adults and 50p for children. Railcard discounts apply. The offer has been extended until 19th August.

Please purchase rail tickets from the conductor on the train by cash or card. Tickets can also be purchased from any staffed rail station by cash or card or the Ticket Vending Machine (TVM) at each Marston Vale Line station (card only). Tickets purchased online can be collected at any staffed station or any TVM.

Refunds for delayed journeys of 15 minutes or more can be claimed from the London Northwestern Railway Delay Repay Scheme - <https://www.londonnorthwesternrailway.co.uk/about-us/delay-repay>

Ridgmont Station Heritage Centre

The Heritage Centre & Tea Room are open Wednesday to Saturday 10:00 – 4:00 in May. Sunday opening will resume in June. **Booking recommended for the Tea Room. Call 01525 287120.**

A special Father's Day Afternoon Tea is available on 16th June.

The Tea Room is looking for volunteers to join its friendly team. It's a great opportunity to gain catering experience and receive training for a Food Hygiene Certificate.

Duties include:

- Welcoming customers and showing them to tables
- Taking and serving orders
- Clearing tables
- Taking cash and card payments (training provided)
- Washing up and clearing up at the end of the day
- Helping with other duties as required

Please e-mail tearoom@bedsrcc.org.uk or call 01525 287120 for further details.

Exhibition from 10am - 4pm. The tea room, gift shop and restored booking office will be open as usual.

For further information on any aspect of Marston Vale CRP or the Marston Vale Line please contact Stephen Sleight, MVCRP Officer, on 01234 832645, e-mail stephens@bedsrcc.org.uk.

Visit our new website:
www.marstonvalecommunityrail.org.uk

Find us on Facebook!
www.facebook.com/marstonvalecrp

Follow us on Twitter!
[@marstonvalecrp](https://twitter.com/marstonvalecrp)



SUMMER 2024



We warmly welcome you to St Mary's Church: for worship, for friendship, and for any time you may need a little local know-how or some extra support. Our friendly, loving church offers a helping hand to you and all who pass through south-east Milton Keynes on their life's path.

Look online for details of our C13th building and for more about our regular activities, news of special events, and links to further support and local resources, viewable via the church website:

<https://www.stmaryswavendon.co.uk>

For more information, or for any questions you may have, **Revd Matt Trendall** will gladly help

matt.trendall.mk@gmail.com

01908 582839

Facebook: **St Mary's Church Wavendon Village**



Prayer group: Revive!

Meet in church at 9.15 on Mondays to catch up on pastoral needs and pray for the earthly challenges we all face.

Groups for everyone:

Adults: Bible Study led by a local host

Youth: 'Relax Teens' for ages 12 to 18

Children: 'Zoom Kids' for ages 5 to 11

Details on website - or for more help ask Revd Matt 01908 582839

Online Art Exhibition

Enjoy creative writing and artwork from members of St Mary's and other local churches, curated online.

With a special theme that changes every few weeks, why not submit your own work via the website link?

Find our latest exhibition on 'Trees' by searching for "Walton Arts" on our website (where you can also view earlier pieces) and learn about the next theme - on its way soon!

Worship at St Mary's

Our Simple Sunday Service at 9.30 is a chance to enjoy meeting in church. A pre-recorded version (to watch at any time) keeps you in touch from home. Details of links on website.

Children's Church

Our services are suitable for all. For younger visitors, we offer optional age-appropriate craft activities, for 1st (Family Communion Service) and 2nd (Simple Sunday Service) Sundays

Community Coffee Mornings

Wednesdays

8.45 - 10.30

**St Mary's Primary School
Eagle Farm
(during school term)**

Thursdays

10.00 - 12.00

**St Mary's Church
Wavendon Village
All welcome!**

Virtual Choir

Our group of Zoom singers who get together online... To join, contact Revd Matt, who'll pass on your details.

Daily Inspiration

Online nuggets of hope and encouragement, helping to refresh you each day!

WAVENDON LANGUAGE CAFE for adults

Learn English the friendly way ~ in the community

Drop In to find out more:

Thursdays 10am

**St Mary's Church, Walton Rd,
Wavendon, MK17 8LY**

or contact

**Revd Matt Trendall 01908 582839
matt.trendall.mk@gmail.co.uk**

For confidential support in prayer over any concern, whether urgent or ongoing, contact our dedicated prayer team at any time: prayerchain@wavendon.gmail.com

WEEKLY DROP-IN SPOTS

Hosted each week by our team of churches, everyone's invited to drop in for a cuppa: you can find out about the area, have a chat or a chunter, or just relax!

AM TUESDAY AM TUESDAY AM TUESDAY

Morning

9.30 - 11.30

'Renew' Wellbeing Cafe
Kents Hill Community Centre
Frithwood Crescent
MK7 6HQ

TUESDAY AM TUESDAY AM TUESDAY AM

PM TUESDAY PM TUESDAY PM TUESDAY

Afternoon Tea

2.00 - 4.00

Milton Keynes Village Hall
Milton Keynes Village
MK10 9AF

TUESDAY PM TUESDAY PM TUESDAY PM

WEDNESDAY WEDNESDAY WEDNESDAY

Wednesday

8.45 - 10.30

Every week in school term

Community Coffee Morning

Local residents are warmly invited to

**St Mary's Wavendon
CofE School**

Wafandun Lane Eagle Farm MK17 7AA

WEDNESDAY WEDNESDAY WEDNESDAY

THURSDAY THURSDAY THURSDAY

Thursday

10.00 - 12.00

Coffee Morning

St Mary's Church
Wavendon MK17 8LY

THURSDAY THURSDAY THURSDAY

FRIDAY FRIDAY FRIDAY FRIDAY

Morning Drop-In

9.00 - 12.00

**Warm Welcome Cafe
Broughton Pavilion**
Broughton MK10 9NJ

FRIDAY FRIDAY FRIDAY FRIDAY

St Mary's Church

Follow us on Facebook: [St Mary's Church Wavendon Village](#)

A warm welcome awaits you at our
Summer Concert

Pianzonetta Singers

St Mary's Church, Wavendon
Saturday 22nd June 2024 at 7.00pm

A selection of short choral pieces
followed by
Puccini's "Messa de Gloria"

Everyone welcome!

Donations for
St Mary's Church



WAVENDON LANGUAGE CAFE for adults

Learn English the friendly way ~ in the community

Free Lessons Thursday mornings & Saturday mornings

Please contact Revd Matt Trendall for further details

Tel: 01908 582839 Email: matt.trendall.mk@gmail.com

St Mary's Church

QUIZ NIGHT

THIRD TUESDAY EVERY MONTH

7.30pm

June 18th ~ July 16th

No Quiz in August

Bring your own snacks & drinks
Everyone's welcome - just turn up!
Bring a team of friends
or join others in a team of six
£2 per person on door
Make friends - Have fun!

Details of additional
events such as

Prayer Walks

Courses

Confirmations

Social Evenings

Special Campaigns

appear on
our website:
search for

[stmaryswavendon](http://stmaryswavendon.co.uk)

Find extra info at <https://www.stmaryswavendon.co.uk>

or contact Revd Matt Trendall matt.trendall.mk@gmail.com 01908 582839

Follow **St Mary's Church Wavendon Village** on **Facebook** for regular updates & last-minute changes